FREE PRINTABLE

Vintage Botanical

JUNK JOURNAL KIT

11 pages | US Letter | 300 dpi



page 2



page 3



page 4



page 5



page 6



page 7



page 8



page 9



page 10



page 11

plate & leaf papers | herbarium sheet | 6 plates | labels & tags | ephemera | envelopes | cards | ledger | cover



Fig. 1.



Fig. 2.



Fig. 3.



Fig. 4.



Fig. 5.



Fig. 6.



Fig. 7.



Fig. 8.



Fig. 9.



Fig. 10.



Fig. 11.



Fig. 12.



PRESSED LEAF PAPER

printablelane.com | *free for personal and classroom use*

Herbarium Specimen Sheet

a mounted fern frond with a collector's label, in the style of an old herbarium



FRAGMENT PACKET

spores & loose pieces

HERBARIUM No. ____

botanical specimen

Dryopteris filix-mas (L.) Schott

male fern, family Dryopteridaceae

Locality _____

Habitat _____

Collector _____

Date _____

Botanical Plate Prints

6 numbered plates with Latin and common names, ready to trim and frame on a page

PLATE I



Dryopteris filix-mas

MALE FERN

Dryopteridaceae

PLATE II

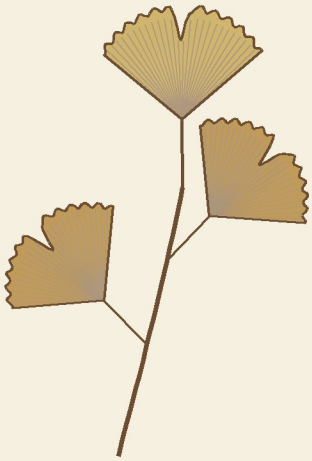

Ginkgo biloba

GINKGO

Ginkgoaceae

PLATE III



Quercus robur

ENGLISH OAK

Fagaceae

PLATE IV



Lavandula angustifolia

ENGLISH LAVENDER

Lamiaceae

PLATE V



Matricaria chamomilla

GERMAN CHAMOMILE

Asteraceae

PLATE VI



Taraxacum officinale

COMMON DANDELION

Asteraceae

Specimen Labels & Herb Tags

6 fill-in herbarium labels (3.6 x 1.4 in) and 8 herb tags (1.8 x 1.9 in)

HERBARIUM No. ____

Name _____

Found at _____

Date _____

FLORA No. ____

Name _____

Found at _____

Date _____

SPECIMEN No. ____

Name _____

Found at _____

Date _____

HERBARIUM No. ____

Name _____

Found at _____

Date _____

FLORA No. ____

Name _____

Found at _____

Date _____

SPECIMEN No. ____

Name _____

Found at _____

Date _____

No. 1

Lavandula angustifolia

LAVENDER

No. 2

Matricaria chamomilla

CHAMOMILE

No. 3

Mentha spicata

SPEARMINT

No. 4

Salvia officinalis

SAGE

No. 5

Thymus vulgaris

THYME

No. 6

Ocimum basilicum

BASIL

No. 7

Calendula officinalis

POT MARIGOLD

No. 8

Melissa officinalis

LEMON BALM

Fern & Leaf Ephemera

9 die-cut style pieces: cut just inside the grey line



















Seed & Herb Envelopes

cut on the solid line, fold on the dashed lines, glue the flaps behind the front

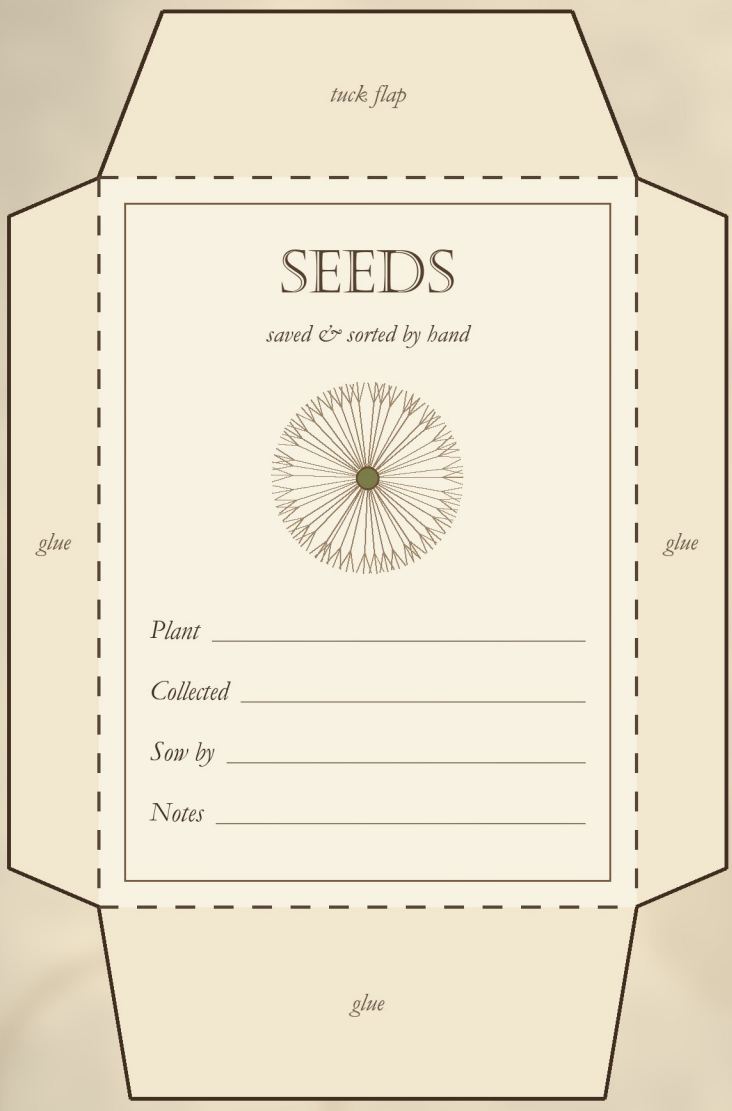



SEED ENVELOPE: front 2.8 x 3.8 in

HERB PACKET: front 2.3 x 3 in

Fold both side flaps to the back, then fold the bottom flap up over them and glue. Fill, then fold the top flap down and tuck or glue it. Dry seeds and herbs fully first.

1 inch: check this before cutting

Botanical Journaling Cards

6 lined cards, 3.6 x 2.8 in each

Field Notes

date _____



Pressed Today

date _____



Found Growing

date _____



Leaf & Stem

date _____



Herbal Notes

date _____

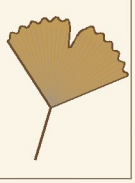

Specimen Notes

date _____



Botanist's Ledger

a ruled record of finds: number, date, specimen, where found and notes

No.	Date	Specimen	Where found	Notes



Herbarium

BOTANICAL JOURNAL

pressed leaves, field notes & specimens

THIS JOURNAL BELONGS TO

_____